

CERTIFICATE OF CALIBRATION

Certificate No.: C0-1908005/22

Page 1 of total 4 pages

Customer
WATER ANALYSIS CENTER CO., LTD.
30/5 Soi Vipavadee 60, Vipavadee Rangsit Road,
Kwaeng Taladbangkhen, Khet Laksi, Bangkok 10210

Equipment
pH Meter
Manufacturer
METTLER TOLEDO
Model
SevenCompact S220
Serial No.
B327527211
ID No.
WWL 0068
Description
Range : 0 - 14 pH, Resolution : 0.01 pH

Environmental Conditions
Ambient Temperature: (20 ± 2) °C
Relative Humidity: (50 ± 10) %
Atmospheric Pressure: -

Calibration Location
Jayhawks Laboratory (CL&GL)
Received Date
19 August 2022
Calibration Date
19 August 2022

Date of Issue
22 August 2022

Checked by

Approved by

Act as Technical Manager

Representative of Managing Director

() (Krisyos K.) () (Sakda Y.)
() (Patiphan K.) () (Omnapa P.)
() (Pongsak H.) () (Niti Phong K.)
() (Kanung C.) () (Nonthachai K.)
() (Pramong P.) () (Noppol P.)

This calibration certificate shall not be reproduced other than in full except with the prior written approval of the Thai Heart Calibration Co., Ltd.

FE-169

REV.02/02/24/21

Certificate No.: C0-1908005/22

Page 2 of total 4 pages

Reference Method:

- The calibration method used was CP-178 based on an in-house method.
- This certificate can be traceable to the national standards, which is realized the shown measurement units according to the International System of Units (SI Units).

Reference Standard:

Type	pH Value	Lot No.	Due Date	Traceability
pH Standard Solution	4.01	081020	Jan. 22, 2023	NIMT
	7.01	020221	Jan. 18, 2023	
	10.00	091020	Feb. 7, 2023	

Type	Model	Serial No.	Certificate No.	Due Date	Traceability
Documenting Process Calibrator	753	3101007	10-0804001/22	Apr. 7, 2023	THC
Digital Thermometer with Sensor	1523 / 5622	1709138 / 4605984-005	10-1006004/22	Jun. 9, 2023	

Remark: This certificate is traceable to the International System of Unit (SI Unit) through:

- NIMT, National Institute of Metrology (Thailand).
- THC, Thai Heart Calibration Co., Ltd.

Measurement Results:

1. Function Simulated pH Meter

Standard Applied (mV)	Nominal Value (pH)	UUC Reading		Uncertainty (± mV)
		pH	mV	
177.48	4.00	4.01	177.4	0.060
0.00	7.00	7.00	0.0	0.060
-177.48	10.00	10.01	-177.4	0.060

UUC : Unit Under Calibration

Note : Adjust Curve to simulate pH (4,7,10)

Calibrated by

Kitipong

REV.02/02/24/21

FE-169

Certificate No.: C0-1908005/22

Page 3 of total 4 pages

Measurement Results (Cont.):

2. Calibration of pH Electrode (Serial No.: 3322791)

pH Standard Solution (pH)	Measured Value		Uncertainty (± pH)
	(pH)	(mV)	
4.01	4.01	185.9	0.013
7.01	7.01	9.3	0.013
10.00	10.01	-164.9	0.013

Note : Adjust Curve to Buffer Solution pH (4,7,10)
Temperature stability of micro bath : $25 \pm 0.2^{\circ}\text{C}$

The above reported uncertainty of measurement is the expanded uncertainty obtained by multiplying the standard uncertainty with the coverage factor $k = 2.00$, providing a level of confidence approximately 95%.

Certificate No.: C0-1908005/22

Page 4 of total 4 pages

Reference Method:

- The calibration method used was CP-096 based on an in-house method.
- The temperature scale used was an ITS-90.
- This certificate can be traceable to the national standards, which is realized the shown measurement units according to the International System of Units (SI Units).

Reference Standard Instruments:

Type	Model	Serial No.	Cert. No.	Due Date	Traceability
Thermometer Readout	1529-R	B7C853	10-1011001/21	Nov. 10, 2022	THC
Platinum Resistance Thermometer	5626	4854	COA30047	Oct. 22, 2023	FLUKE
Liquid Bath	XORTS-40A	XO111019	10-0306002/21	Jun. 3, 2023	THC

Remark: This certificate is traceable to the International System of Unit (SI Unit) through:

- THC, Thai Heart Calibration Co., Ltd.
- FLUKE, Fluke Corporation, U.S.A.

Measurement Results:

(X) Without Adjustment

Dimension of probe : Diameter 4 mm. Sensor Type : RTD (PT100)

Immersion Depth (mm.)	Standard Reading ($^{\circ}\text{C}$)	UUC Reading ($^{\circ}\text{C}$)	Correction ($^{\circ}\text{C}$)	Uncertainty ($\pm ^{\circ}\text{C}$)
120	22.00	22.0	0.00	0.060
120	25.00	25.0	0.00	0.060
120	28.00	28.0	0.00	0.060

UUC : Unit Under Calibration

The above reported uncertainty of measurement is the expanded uncertainty obtained by multiplying the standard uncertainty with the coverage factor $k = 2.00$, providing a level of confidence approximately 95%.

- End of Certificate -

CERTIFICATE OF CALIBRATION

Certificate No.: CO-2007006/22 Page 1 of total 2 pages

Customer
WATER ANALYSIS CENTER CO., LTD.
30/5 Soi Viphavadee 60, Viphavadee Rangsit Road,
Kwaeng Taladbangkhen, Khet Laksi, Bangkok 10210

Equipment Conductivity Meter
Manufacturer EUTECH
Serial No. 2657889
Description -
Model CON 2700
ID No. WWL 0136

Environmental Conditions Ambient Temperature: $(20 \pm 2) ^\circ\text{C}$
Relative Humidity: $(50 \pm 10) \%$
Atmospheric Pressure: -
Calibration Location Jayhawks Laboratory (CL&GL)
Received Date 20 July 2022
Calibration Date 20 July 2022

Date of Issue 21 July 2022

Checked by  **Approved by** 

Act as Technical Manager Representative of Managing Director

() (Krisyosl K.) () (Sakda Y.)
() (Patiphan K.) () (Omapa P.)
() (Pongsak H.) () (Nitiphong K.)
() (Kanung C.) () (Nonthachai K.)
() (Pramong P.) () (Noppol P.)

This calibration certificate shall not be reproduced other than in full except with the prior written approval of the Thai Heart Calibration Co., Ltd.

Certificate No.: CO-2007006/22 Page 2 of total 2 pages

Reference Method:

- The calibration method used was CP-177 based on an in-house method.
- This certificate can be traceable to the national standards, which is realized the shown measurement units according to the International System of Units (SI Units).

Reference Standard :

Material	Batch Value	Lot Number	Due Date	Traceability
Conductivity Standard Solution	151.1 $\mu\text{S/cm}$ 1.421 mS/cm	S211008031 S220112015	Jan. 18, 2023 May 16, 2023	SCP Science

Remark: This certificate is traceable to the International System of Unit (SI Unit) through:

- SCP Science.

Measurement Results:

Conductivity Standard Solution	Measured Value	Correction	Uncertainty (\pm)
151.1 $\mu\text{S/cm}$	150.9 $\mu\text{S/cm}$	0.2 $\mu\text{S/cm}$	1.5 $\mu\text{S/cm}$
1.421 mS/cm	1.423 mS/cm	-0.002 mS/cm	0.0052 mS/cm

Note : Adjustment points: 151.1 $\mu\text{S/cm}$ 1.421 mS/cm

The above reported uncertainty of measurement is the expanded uncertainty obtained by multiplying the standard uncertainty with the coverage factor $k = 2.00$, providing a level of confidence approximately 95%.

- End of Certificate -



SV 201003/2023

Cert. No. WAC-065
Page 1 of 2

CERTIFICATE OF CALIBRATION

Instrument : DO Meter
Model : DO-31P
Serial No. : 780065
Manufacturer : TOA-DKK
Measuring Range : 0.00 ~ 20.00 mg/l
Customer : Water Analysis Center Co.,Ltd.
1/94 Moo.5 T.Kanham, A.U.-Thai
Ayutthaya 13210 Thailand
Machine : -
Location : -

Date Of Received : 05 / 01 / 2023
Date Of Calibration : 05 / 01 / 2023

Ambient Condition : Temperature 25 °C
Humidity 50 % RH

Calibrated By : P. Yooyen
(Ms. Phanee Yooyen)
Technician

Approved By : Prasit (for)
(Mr. Nipon Phungsomsak)
Technical Manager

Date Of Issue : 09 / 01 / 2023

This Certificate may not be reproduced other than in full, except with the prior written approval of the head of the industrial instruments calibration center.

Instrument : DO Meter
Model : DO-31P
Serial No. : 780065

Cert. No. WAC-065
Page 2 of 2

Calibrate Procedure

- ☐ This instrument was calibrated by comparison with standard solution (PH/ORP)
☐ This instrument was calibrated by comparison with scattering plate value (Turbidity)
☐ This instrument was calibrated by comparison with conductivity (Conductivity)
☒ This instrument was calibrated by comparison with Sodium sulfite anhydrous (DO)

Condition of this result of calibration

1). Reference Standard Solution

Standard	Lot No	Batch.	Cert.No.	Due Date
Sodium Sulfite Power	1.06657.0500	K54224057	-	30 Sep 2023

2). Traceability This certification is traceable to

- ☒ Merek KGaA 64271 Darmstadt
☐ DKK Corporation

Result Of Calibration

Standard Solution (mg/l) at 24.1°C		Before Adjust		After Adjust	
Zero	Span	Indicator	Error	Indicator	Error
0.00	8.25	0.05	+ 0.05	0.00	-
		7.13	- 1.12	8.25	-

DO Electrode No. OE270AA(5) S/N 111F0029

Calibrated By : P. Yooyen
(Ms. Phanee Yooyen)
Technician

Certificate No.: MC 2207678

Page 2 of 3

The Reference Standard :

Description	Certificate No.	Serial No.	Due date
Data Acquisition/Switch Unit	MC 2114432	MY44096104	20 December 2022
With Thermocouple Type " T " ID. No.2/1 to 2/9			

This certificate is traceable to the international system of units maintained at:

- Master Calibration Co., Ltd.

1. Calibration Procedure:

This Instrument was calibration according to TLAS G-20 by comparison with calibrated thermocouple type T under no load condition. The Thermocouples were placed on nine points and located one thermocouple in each of the eight corners of the chamber and was away from the each wall of 5 cm to 10 cm. And placed the ninth thermocouple within 2.5 cm of the geometric center of the chamber.

Temperature Uniformity - the maximum difference of measured temperatures at any sensors and the measured temperature at the reference location which are observed at the same time or at as close an observation time as possible to determine the temperature pattern or homogeneity within the chamber under steady state conditions. The reference sensor should preferably be located at the geometric center of the chamber.

Temperature Stability - one-half of the greatest maximum difference of measured temperatures at any one sensor.

Overall Variation - The Difference of the maximum and minimum measured temperatures throughout observation.




Figure 1 : Sensor Installation Location

Checked by : **Thanagorn**

[MCF-Q-077 ; Rev.6 ; Date : 22/04/2021]



**TEMPERATURE
CONTROLLER ENCLOSURES**

Certificate No.: MC 2207678

Page 1 of 3



Customer : Water Analysis Center Co., Ltd.
1/94 Moo 5, T.Kantham, A.U-Thai, Ayutthaya 13210.

Reference Job No. : 22-1601 Received Date : 12 July 2022
Description : Refrigerator
Manufacturer : SANDENINTERCOOL Model : SEC-1500SBD
Serial No. : SEC1500201A-0708-00304 ID. No. : WWL0038
Marking : Additionally for the purpose of identification by this laboratory a label marked with this certificate number (MC 2207678) has been attached to the case.

Method : In-House calibration procedure MWI-T-033 this method is reference to TLAS G-20 "Temperature Controlled Enclosures".

Location of Calibration : Water Analysis Center Co., Ltd. ; Laboratory.

Environmental Conditions : Ambient Temperature : (25.8 to 27.5) °C

Relative Humidity : (48.8 to 52.2) %

Date of Calibration : 12 July 2022 Date of Issue : 19 July 2022

Checked by : **Thanagorn** Approved by : **Aittipong**
Thanagorn Limchaicharoen Aittipong Kanjanawasit
(Calibration Supervisor) (Technical Manager)

The uncertainties are for a confidence probability of approximately 95%

This certificate is issued in accordance with the conditions of accreditation granted by the National Standardization Council of Thailand-Office of the National Standardization Council that has assessed the measurement capability of the laboratory and its traceability to recognized national standards and to the units of measurement realized at the corresponding national standards laboratory. This certificate may not be reproduced other than in full except with the prior written approval of Master Calibration Co.,Ltd.

[MCF-Q-077 ; Rev.6 ; Date : 22/04/2021]

Certificate No.: MC 2207678

Page 3 of 3

2. Result of calibration :

Temperature Measurement Accuracy Test

Indicating Temperature (°C)	Measured Temperature (°C) at Spread Locations									Uncertainty (±°C)
	#1	#2	#3	#4	#5	#6	#7	#8	Ref. #9	
2.5	3.5	3.6	3.7	3.5	3.6	3.4	3.4	3.3	3.4	1.1

Chamber Characterization Result

Controller Temperature (°C)	Indicating Temperature (°C)	Temperature Stability (±°C)	Temperature Uniformity (°C)	Overall Variation (°C)
2.0	2.5	1.5	0.6	3.1

The reported uncertainty of measurement was based on a standard uncertainty multiplied by a coverage factor $k = 2$, providing a level of confidence of approximately 95 %.

This report will certify of the calibrated equipment only.

End of Certificate

Checked by : **Thanagorn**

[MCF-Q-077 ; Rev.6 ; Date : 22/04/2021]

Certificate of Calibration



Certificate No.: MC 2203933

Page 1 of 3



Customer : Water Analysis Center Co., Ltd.
1/94 Moo 5, T. Kantham, A.U.-Thai, Ayutthaya 13210.

Reference Job No. : 22-0740 Received Date : 24 March 2022
Description : Oven
Manufacturer : Memmert Model : UF260
Serial No. : B620.0814 ID. No. : WWL0212
Marking : Additionally for the purpose of identification by this laboratory a label marked with this certificate number (MC 2203933) has been attached to the case.
Method : In-House calibration procedure MWI-T-033 this method is reference to TLAS G-20 "Temperature Controlled Enclosures".

Location of Calibration : Water Analysis Center Co., Ltd. ; Laboratory.
Environmental Conditions : Ambient Temperature : (30.5 to 32.6) °C
Relative Humidity : (56.2 to 61.2) %

Date of Calibration : 24 March 2022 Date of Issue : 28 March 2022

Checked by : **Thanagorn**
Thanagorn Limchaicharoen
(Calibration Supervisor)

Approved by : **Aittipong**
Aittipong Katjanawasit
(Technical Manager)

The uncertainties are for a confidence probability of approximately 95%

This certificate is issued in accordance with the conditions of accreditation granted by the National Standardization Council of Thailand-Office of the National Standardization Council that has assessed the measurement capability of the laboratory and its traceability to recognized national standards and to the units of measurement realized at the corresponding national standards laboratory. This certificate may not be reproduced other than in full except with the prior written approval of Master Calibration Co.,Ltd.

[MCF-Q-077 ; Rev.6 ; Date : 22/04/2021]

Certificate No.: MC 2203933

Page 2 of 3

The Reference Standard :

Description	Certificate No.	Serial No.	Due date
Data Acquisition/Switch Unit With Thermocouple Type " T " ID. No.30/1 to 30/9	MC 2106035	93000641	8 August 2022

This certificate is traceable to the international system of units maintained at:

- Master Calibration Co., Ltd.

1. Calibration Procedure:

This Instrument was calibration according to TLAS G-20 by comparison with calibrated thermocouple type T under no load condition. The Thermocouples were placed on nine points and located one thermocouple in each of the eight corners of the chamber and was away from the each wall of 5 cm to 10 cm. And placed the ninth thermocouple within 2.5 cm of the geometric center of the chamber.

Temperature Uniformity - the maximum difference of measured temperatures at any sensors and the measured temperature at the reference location which are observed at the same time or at as close an observation time as possible to determine the temperature pattern or homogeneity within the chamber under steady state conditions. The reference sensor should preferably be located at the geometric center of the chamber.

Temperature Stability - one-half of the greatest maximum difference of measured temperatures at any one sensor.

Overall Variation - The Difference of the maximum and minimum measured temperatures throughout observation.

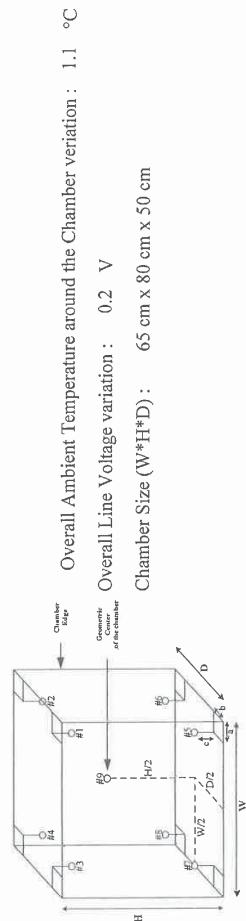


Figure 1 : Sensor Installation Location

Checked by : *Thanyam*

[MCF-Q-077 ; Rev.6 ; Date : 22/04/2021]

Certificate No.: MC 2203933

Page 3 of 3

2. Result of calibration :

Temperature Measurement Accuracy Test

Indicating Temperature (°C)	Measured Temperature (°C) at Spread Locations									Uncertainty (±°C)
	#1	#2	#3	#4	#5	#6	#7	#8	Ref. #9	
104.0	103.9	103.9	103.9	104.1	104.3	104.2	104.2	104.1	104.0	0.67
180.0	179.3	179.3	179.3	179.5	180.1	180.3	180.5	180.4	180.1	0.99

Chamber Characterization Result

Controller Temperature (°C)	Indicating Temperature (°C)	Temperature Stability (±°C)	Temperature Uniformity (°C)	Overall Variation (°C)
104.0	104.0	0.27	0.45	0.92
180.0	180.0	0.29	1.00	1.65

The reported uncertainty of measurement was based on a standard uncertainty multiplied by a coverage factor $k = 2$, providing a level of confidence of approximately 95 %.

This report will certify of the calibrated equipment only.

End of Certificate

Checked by : *Thanyam*

[MCF-Q-077 ; Rev.6 ; Date : 22/04/2021]



Certificate of Calibration

Equipment: Balance
Model: BL210S
Serial No. (or ID.): 15808131 (WWL 0022)
Manufacturer: Sartorius
Condition: In condition

Certificate No.: C01221685
Issued Date: 08 June 2022
Job No.: KSPR2206906
Page: 1 of 2

Customer: Water Analysis Center Co., Ltd.
1/94 Moo 5, Rojana Industrial Park, Rojana Road,
Tambol Kanham, Amphur U-Thai, Ayutthaya 13210 Thailand

Environment Condition: Temperature 27 °C ± 0.5 °C
Humidity 42 %RH ± 4.7 %RH

Calibration Place: Water Analysis Center Co., Ltd. (ห้องเครื่องตั้ง)
1/94 Moo 5, Rojana Industrial Park, Rojana Road,
Tambol Kanham, Amphur U-Thai, Ayutthaya 13210 Thailand

Calibration By: Mr. Preecha Phoarsai
Calibration Date: 08 June 2022
In-house method, SPCC-WI-47, based on UKAS Lab 14
This certificate is traceable to the SI Units maintained by National Institute of Metrology (NIMT), Thailand through SPC RT Co., Ltd. Certificate No. C02220794

Person in charge
(Mr. Preecha Phoarsai)

Authorized signatory
(Mr. Rungrod Jenkitrakulchai)

This certificate is issued the units of measurement according to the International System of Units (SI). It provides traceability of measurement to International or national standard or other recognized national standard laboratories.
The measurement uncertainty stated is the expanded uncertainty multiplied by the coverage factor (k=2) to provide a level of confidence of approximately 95%. It is determined in accordance with the Guide to Expression of Uncertainty in Measurement (GUM).
These results may be affected by deviations from specified conditions. The results relate only to the items tested, calibrated or sampled. The report shall not be reproduced except in full without approval of SPC RT Co., Ltd.

Calibration Results:
Without Adjustment

Eccentric Error: Weight to be 1/3 or 1/2 of Maximum capacity, taken from the center of the pan as a zero reference.

	Nominal Test Value				
	A	B	C	D	E
	-	0.0001	0.0001	-0.0002	-0.0002

Repeatability: Determination of the standard deviation of weighing balance., Readability 0.0001 (g)

Nominal test value (g)	Standard Deviation
20	0.00004
200	0.00004

Error of Indication from nominal or conventional mass value., Readability 0.0001 (g)

Nominal Value (g)	Conventional Mass (g)	Displayed Value (g)	Error of Indication (g)	Uncertainty (g)	k
1	0.99998	1.0000	0.0000	0.000097	2.02
2	1.99999	2.0000	0.0000	0.000098	2.02
5	5.00000	5.0000	0.0000	0.000099	2.02
10	10.00002	10.0000	0.0000	0.00010	2.02
20	19.99995	20.0000	0.0000	0.00011	2.01
50	50.00002	50.0000	0.0000	0.00012	2.01
70	69.99997	70.0000	0.0000	0.00015	2.00
100	100.00007	100.0001	0.0000	0.00017	2.00
120	120.00002	120.0000	0.0000	0.00020	2.00
150	150.00009	150.0002	0.0001	0.00023	2.00
200	199.99993	200.0003	0.0004	0.00029	2.00

The End of Certificate

BSC Certification Test Report

Page 1 of 6

Certificate No. : M01075/22

Customer Name : LABORATORY WATER ANALYSIS CENTER COMPANY LIMITED

Customer Address : 1/94 Moo 5 T.Kanharm, A.U-Thai,
Phra Nakhon Si Ayutthaya 13210

Equipment : Biological Safety Cabinet **Class** II **Type** A2

Manufacturer : Microtech

Model : V6-T

Serial No. : 0972

ID No. : WWL0084


Were in accordance with ☒ EN 12469 ☐ NSF 49 ☐ Manufacturer's specification

Test Date : 23/09/2022

Due Date : 23/09/2023 **or after HEPA filters are replaced or unit is moved**

Test by : Mr. Piyapong Pusua

Approved by :


(Mr.Kridsada Thinhuafoei)
Authorized Signatory

Issued Date : 26/09/2022

This calibration certificate documents the traceability to national standards, which realize the unit of measurement according to the International System of Units (SI).

This certificate may not be reproduced other than in full except with the prior written approval of the Megafil Company Limited.

Page 2 of 6

Certificate No. : M01075/22

Procedure Used :

- : European Standard EN12469 : 2000 has the status of British Standard, Biotechnology Performance criteria for microbiological safety cabinets.
- : NSF International Standard / American National Standard NSF / ANSI 49-2008 Biosafety Cabinet : Design, Construction, Performance and Field Certification.
- : Australian Standard : AS 1807.23-2000 Determination of intensity of radiation from germicidal ultraviolet lamps.
- : Manufacturer's specification.

1. Downflow velocity test.

Measurement Information

No. of Rows	No. of Readings	Grid Spacing Front-Back	Grid Spacing Side-Side	Probe height Above sash
2	8	1/4,3/4	1/8,3/8	100mm

Measurement Data.

0.36	0.42	0.43	0.41
0.40	0.34	0.34	0.33

Average velocity 0.38 m/s (75 FPM.) **Velocity range** 0.25-0.50 m/s (49-98 FPM.)

Uniformity(EN: +/-20%avg.) 0.30 - 0.46 m/s (60 - 90 FPM.)

Supply filter dimension 24 x 72 (inch x inch) **Supply filter area** 10.69 SQ.FT

Downflow volume (Q) 802 CFM.

Result Summary ☒ Pass ☐ Fail

Equipment used : Thermo Anemometer **Model** 425 **S/N** : 02623979 **Calibration date :** 14/07/2022

Certificate No. : M01075/22

2. Inflow velocity test.

Select method. : ☐ DIM ☒ Exhaust velocity. ☐ MFG's Specifications

0.53	0.47	0.48	0.50	0.51
0.57	0.46	0.52	0.53	0.50
0.54	0.57	0.55	0.52	0.53
0.53	0.51	0.57	0.54	0.51
0.51	0.48	0.53	0.55	0.56

Average Inflow velocity 0.44 m/s (86 FPM.) Velocity range ≥ 0.40 m/s (≥ 79 FPM.)

Inflow dimension 8 x 72 (inch x inch) Inflow area 4.00 SQ.FT

Inflow volume(Q) 344 CFM

Result Summary ☒ Pass ☐ Fail

Adjustments Required ☐ Fan Speed ☐ Damper

Equipment used : Thermo Anemometer Model 425 S/N : 02623979 Calibration date : 14/07/2022

3. HEPA filter leak test.

Measurement Data

HEPA Filter	PAO Upstream Conc.(calculated)	Specification	Measured leak penetration
Supply HEPA Filter	18 $\mu\text{g/L}$	<0.003%	<0.003%
Exhaust HEPA Filter	18 $\mu\text{g/L}$	<0.003%	<0.003%

Certificate No. : M01075/22

Leak location

Supply HEPA Filter

Back



Exhaust HEPA Filter

Back



Result Summary ☒ Pass ☐ Fail

Equipment used : Aerosol Photometer Model 21 S/N : 26468 Calibration date 14/07/2022

Equipment used : Smoke Generator Model TDA-6D S/N : 26530

4. Airflow smoke patterns test

Measurement Information

1. Downflow Pattern test : Smoke shall be passed from one end of the cabinet to the other, along the centerline of the work surface, at a height of 4 inch (10 cm) above the top of the access opening
2. View screen retention test : Smoke shall be passed from one end of the cabinet to the other, 1.0 in (2.5 cm) behind the view screen, at a height 6.0 inch (15 cm) above the top of the access opening.
3. Work opening edge retention test : Smoke shall be passed along the entire perimeter of the work opening
Particular attention should be paid to corners and vertical edges.
4. Sash/window seal test : Smoke shall be passed up the inside of the window 2 in (5 cm) from the sides and along the top of the work area.

Certificate No. : M01075/22

Result Summary

Downflow Pattern test	<input checked="" type="checkbox"/> Accept	<input type="checkbox"/> Non-Conforming
View screen retention test	<input checked="" type="checkbox"/> Accept	<input type="checkbox"/> Non-Conforming
Work opening edge retention test	<input checked="" type="checkbox"/> Accept	<input type="checkbox"/> Non-Conforming
Sash/window seal test	<input checked="" type="checkbox"/> Accept	<input type="checkbox"/> Non-Conforming

5. Site installation

Sash Alarm.	<input type="checkbox"/> Pass	<input type="checkbox"/> Fail	<input checked="" type="checkbox"/> N/A
Interlock System.	<input type="checkbox"/> Pass	<input type="checkbox"/> Fail	<input checked="" type="checkbox"/> N/A
Exhaust System Performance	<input type="checkbox"/> Pass	<input type="checkbox"/> Fail	<input checked="" type="checkbox"/> N/A

Remark / Recommendation

ระบบ Site installation ไม่มีการตรวจสอบ เนื่องจากตู้ไม่มีฟังก์ชันนี้

6. Illumination Test (Lighting) : Option

Lighting should be adequate for safe working within the cabinet. Illumination measured at the work surface.

Lux

620	965	938	561
867	1446	1492	768

Remark :

-o0o-

Certificate No. : M01075/22

7. Ultraviolet Lamp Test (UV) : Option

Ultraviolet radiation where UV Lamp are fitted, the intensity of radiation at a wavelength of 254 nm. Shall be not less than 400 mW/m² when measures at work floor surface.

mW/m²

720	1510	1540	760
470	980	990	450

Remark :